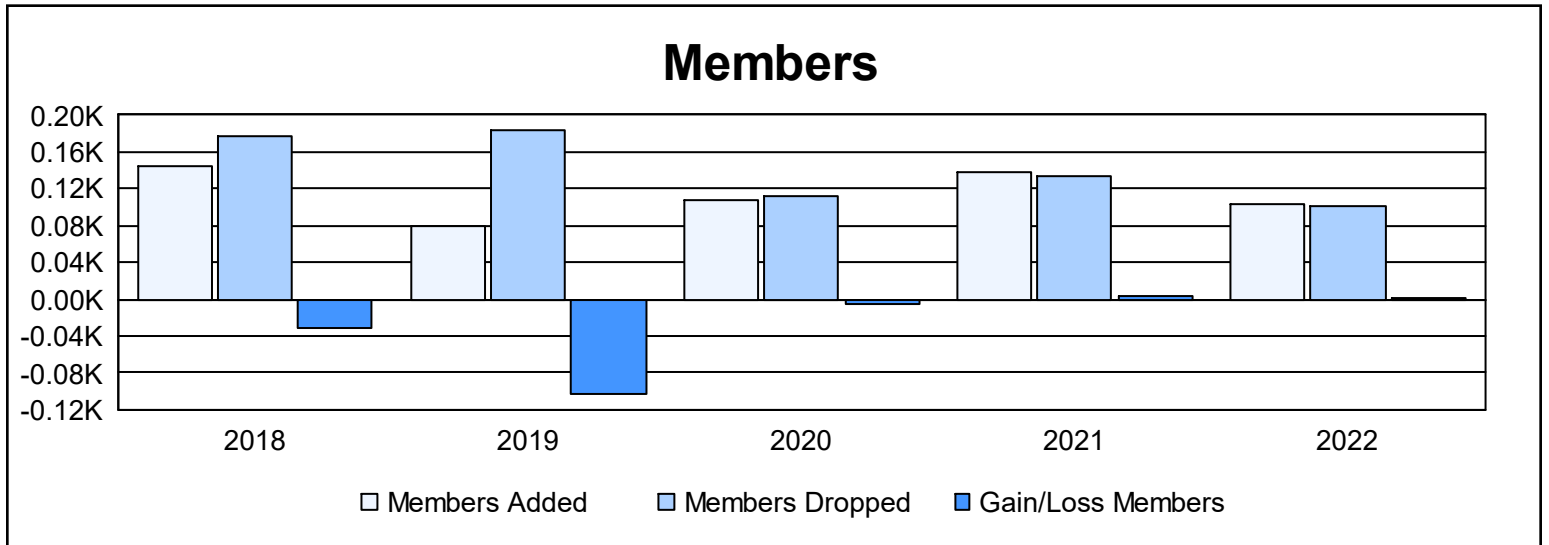
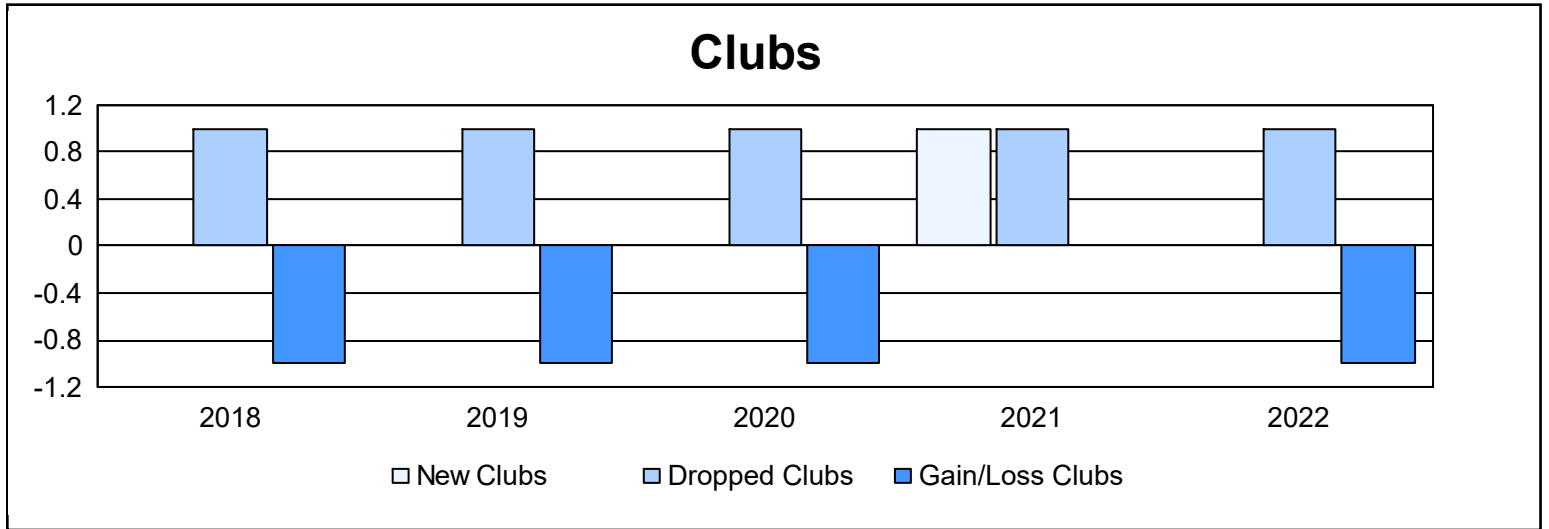
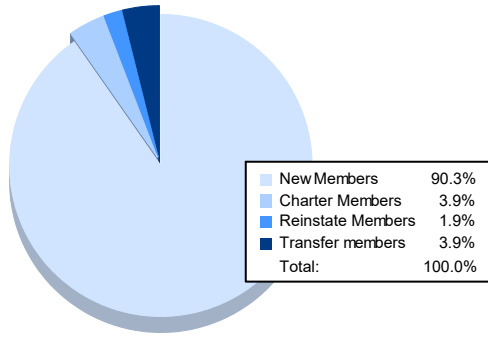


Year	New Clubs	Dropped Clubs	Gain/ Loss Clubs	New Members	Charter Members	Reinstate Members	Transfer Members	Total Member Added	Total Members Dropped	Gain/ Loss Members
2017-2018	0	1	-1	119	0	9	17	145	177	-32
2018-2019	0	1	-1	69	0	4	7	80	184	-104
2019-2020	0	1	-1	94	1	6	7	108	113	-5
2020-2021	1	1	0	91	33	0	13	137	134	3
2021-2022	0	1	-1	93	4	2	4	103	101	2
<b>Average</b>	<b>0</b>	<b>1</b>	<b>-1</b>	<b>93</b>	<b>8</b>	<b>4</b>	<b>10</b>	<b>115</b>	<b>142</b>	<b>-27</b>



### Membership Composition June 2022 Cumulative



### Gender Composition June 2022 Cumulative

